

Around the Island Race 2018

Notes for Support/Escort boat drivers

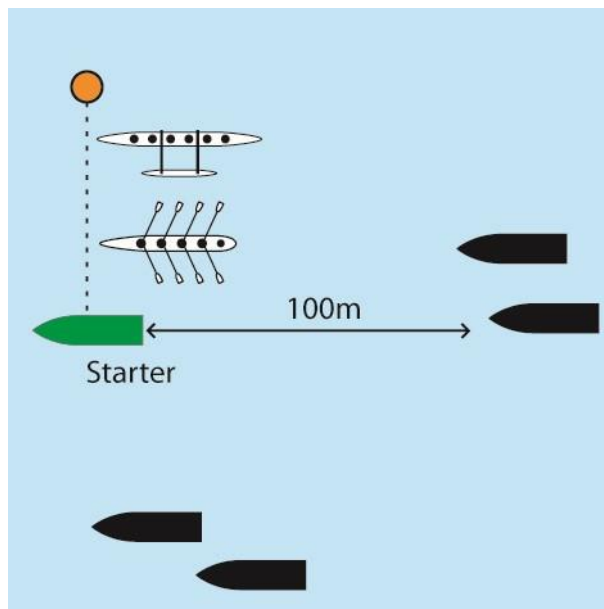
To ensure maximum safety for your crew and fairness for all crews, we have prepared some notes to assist the drivers of support/escort boats who are not familiar with Coastal Rowing.

At the start:

To ensure an easy to manage and fair start, the support boats need to be well clear of the racing boats.

Please stay at least 100m behind the line, or behind the Starter

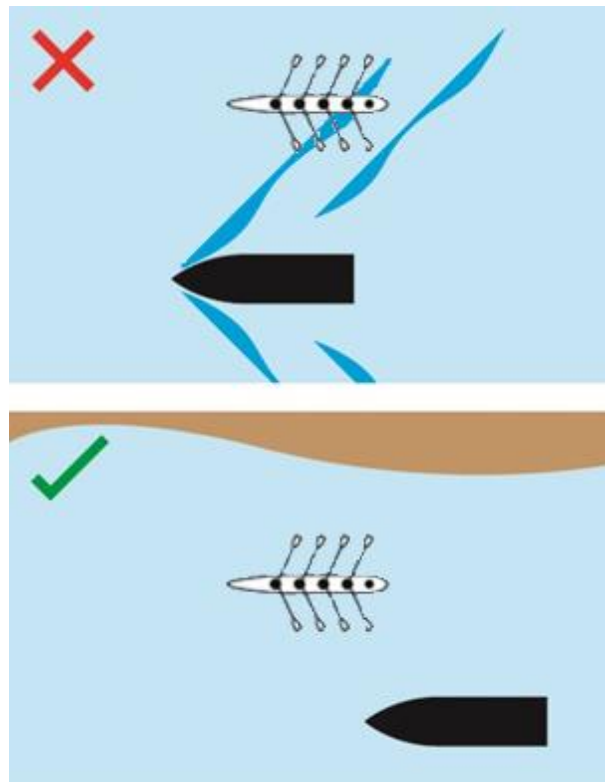
Once the racing boats have started, please stay clear. They will want clean air and less wake!



Following your crew:

It is fun to get the spectators close to the racing crew, but there are some things to think about.

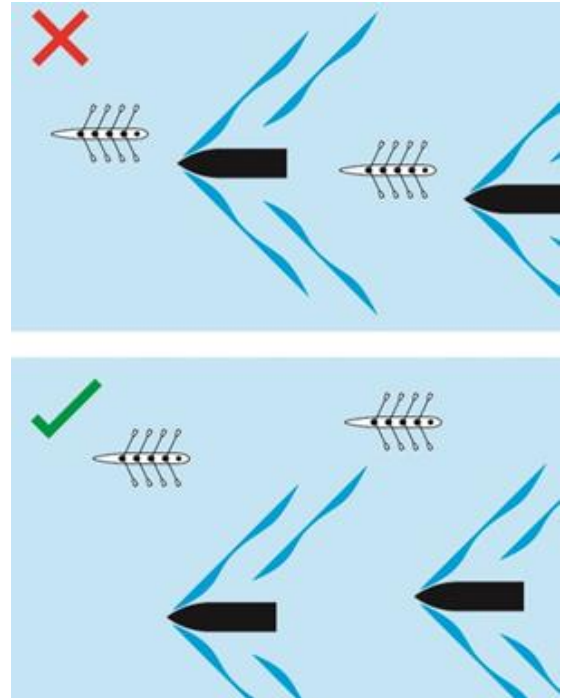
- it is considered unfair to allow a rowing boat to ride on your bow-wave consistently
- the spectators and other noises (engine) can be distracting to the racing crew
- a safe distance is needed to allow for odd waves, capsize etc.
- always travel slightly behind and to the sea ward side of the boat you are supporting.



When other crews are around:

If there are other racing crews nearby, you may have to alter your course. This is to prevent wake and exhaust affecting other crews and also to give them a clear view of the course.

When following crews do not cross the racing line of the crew you are supporting or that of others racing crews that may be close behind. Your wake creates unnecessary turbulence.



Victoria Harbour and near ferry terminals:

Victoria Harbour is very busy, especially near the ferry terminals. The ferries may not see a rowing boat, so the support boat should move closer to provide a more visible presence.

Ferries may not be willing or able to alter course, so your crew will need to take this into account and should slow down and steer behind any ferries.

Any 'near misses' may be reported and the Marine Department may be less likely to give us a permit to race next year.

Middle Island (Relay Crew Change) - traffic pattern:

Rowing boats (**yellow line**) arrive middle island by heading east of middle island passing through a narrow gap.

Support boats (**red lines**) travel around middle island, passing through deep water bay, to arrive middle island.

If another racing crew is preparing to leave middle island after crew change, your support boat will need to wait or give way to the boats and crews leaving the bay area.

There is an enforced 10 minutes change over time for each racing crew.

If multiple rowing boats and support boats arrive at the same time, rowing boats always have right of way ahead of support boats.

Support boats should exit the bay area behind their rowing boats. If another team rowing boat is to follow very closely, the support boats must remain behind both rowing boats so that there is a clear and wakeless path.

